

## Quick installation guide for LB9217A and its modules

This installation guide gives step-by-step instructions on how to install LB9217A & the group of modules that pertains to this 17-port modular Ethernet switch.

### Selecting a module combination with LB9217A

LB9217A can be plugged in with the combination of different copper and fiber optic connectors. Following is a list of various modules pertains to this 17-port modulated Ethernet switch.

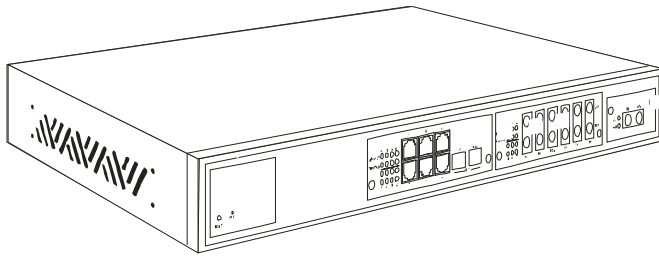


Figure 1: Front Panel of the Chassis, LB9217A.

Modules:	Ports
LB9213A:	8TX
LB9219A:	4TX + 4FX (SC)
LB9216A:	6TX + 2FX (ST)
LB9218A:	6TX + 2FX (SC)
LB9214A:	8FX (ST)
LB9215A:	8FX (SC)
LB9007C-ST-R2:	1FX (ST)
LB9017C-SC-R2	(SC)

### Follow These Steps for Installation:

- Step 1:** Turn off the power before installation.
- Step 2:** Unscrew the cover plates of the module slots. Retain both the screws and the cover plates. The plates can be reinstalled if the module is removed.
- Step 3:** Remove the module from the static-free container then slowly slide the plug-in module into the designated slot, following the plastic guides.
- Step 4:** Snap in the Plug-In Module to attain a firm connection.
- Step 5:** Tighten the screws retained from original cover plate.
- Step 8:** Restore power.

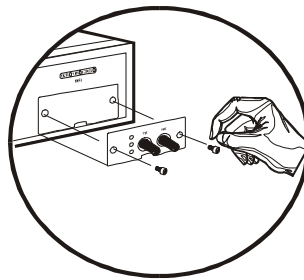
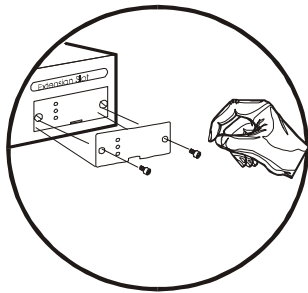


Figure 2: Removal of cover plate

Fiber module being installed

**Select a proper site for LB9217A, Connect AC power cord to the receptacle on LB9217A & standard AC outlet. Turn the switch on then to connect network with proper CAT 5 or fiber cable.**

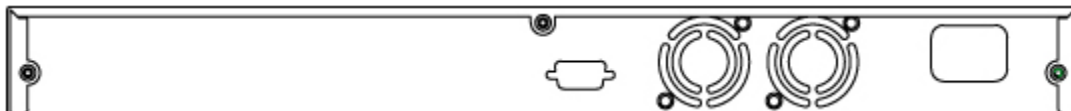


Figure 3: Internal power: Connect the supplied AC power cord to the receptacle on the back of the switch, and then plug it into a standard AC outlet with a voltage range from 100 to 240 Vac.

### CUSTOMER SUPPORT INFORMATION

Order toll-free in the U.S. 24 hours, 7 A.M. Monday to midnight Friday: 877-877-BBOX  
 FREE technical support, 24 hours a day, 7 days a week: Call 724-746-5500 or fax 724-746-0746  
 Mail order: **Black Box Corporation**, 1000 Park Drive, Lawrence, PA 15055-1018  
 Web Site: [www.blackbox.com](http://www.blackbox.com) • E-mail: [info@blackbox.com](mailto:info@blackbox.com)