

Desktop
Telephony
from  **BLACK BOX**

Genie Mobile Headset with 2.5 mm Connector

HS401A



**FEDERAL COMMUNICATIONS COMMISSION
AND
INDUSTRY CANADA
RADIO FREQUENCY INTERFERENCE STATEMENTS**

This equipment generates, uses, and can radiate radio frequency energy and if not installed and used properly, that is, in strict accordance with the manufacturer's instructions, may cause interference to radio communication. It has been tested and found to comply with the limits for a Class A computing device in accordance with the specifications in Subpart J of Part 15 of FCC rules, which are designed to provide reasonable protection against such interference when the equipment is operated in a commercial environment. Operation of this equipment in a residential area is likely to cause interference, in which case the user at his own expense will be required to take whatever measures may be necessary to correct the interference.

Changes or modifications not expressly approved by the party responsible for compliance could void the user's authority to operate the equipment.

This digital apparatus does not exceed the Class A limits for radio noise emission from digital apparatus set out in the Radio Interference Regulation of Industry Canada.

Le présent appareil numérique n'émet pas de bruits radioélectriques dépassant les limites applicables aux appareils numériques de classe A prescrites dans le Règlement sur le brouillage radioélectrique publié par Industrie Canada.

FCC REQUIREMENTS FOR TELEPHONE-LINE EQUIPMENT

1. The Federal Communications Commission (FCC) has established rules which permit this device to be directly connected to the telephone network with standardized jacks. This equipment should not be used on party lines or coin lines.
2. If this device is malfunctioning, it may also be causing harm to the telephone network; this device should be disconnected until the source of the problem can be determined and until the repair has been made. If this is not done, the telephone company may temporarily disconnect service.
3. If you have problems with your telephone equipment after installing this device, disconnect this device from the line to see if it is causing the problem. If it is, contact your supplier or an authorized agent.
4. The telephone company may make changes in its technical operations and procedures. If any such changes affect the compatibility or use of this device, the telephone company is required to give adequate notice of the changes.

5. If the telephone company requests information on what equipment is connected to their lines, inform them of:
 - a. The telephone number that this unit is connected to.
 - b. The ringer equivalence number.
 - c. The USOC jack required: RJ-11C.
 - d. The FCC registration number.

Items (b) and (d) can be found on the unit's FCC label. The ringer equivalence number (REN) is used to determine how many devices can be connected to your telephone line. In most areas, the sum of the RENs of all devices on any one line should not exceed five (5.0). If too many devices are attached, they may not ring properly.

6. In the event of an equipment malfunction, all repairs should be performed by your supplier or an authorized agent. It is the responsibility of users requiring service to report the need for service to the supplier or to an authorized agent.

CERTIFICATION NOTICE FOR EQUIPMENT USED IN CANADA

The Canadian Department of Communications label identifies certified equipment. This certification means that the equipment meets certain telecommunications-network protective, operation, and safety requirements. The Department does not guarantee the equipment will operate to the user's satisfaction.

Before installing this equipment, users should ensure that it is permissible to be connected to the facilities of the local telecommunications company. The equipment must also be installed using an acceptable method of connection. In some cases, the company's inside wiring associated with a single-line individual service may be extended by means of a certified connector assembly (extension cord). The customer should be aware that compliance with the above conditions may not prevent degradation of service in some situations.

Repairs to certified equipment should be made by an authorized Canadian maintenance facility—in this case, your supplier. Any repairs or alterations made by the user to this equipment, or equipment malfunctions, may

give the telecommunications company cause to request the user to disconnect the equipment.

Users should ensure for their own protection that the electrical ground connections of the power utility, telephone lines, and internal metallic water pipe system, if present, are connected together. This precaution may be particularly important in rural areas.

NORMAS OFICIALES MEXICANAS (NOM) ELECTRICAL SAFETY STATEMENT

INSTRUCCIONES DE SEGURIDAD

1. Todas las instrucciones de seguridad y operación deberán ser leídas antes de que el aparato eléctrico sea operado.
2. Las instrucciones de seguridad y operación deberán ser guardadas para referencia futura.
3. Todas las advertencias en el aparato eléctrico y en sus instrucciones de operación deben ser respetadas.
4. Todas las instrucciones de operación y uso deben ser seguidas.
5. El aparato eléctrico no deberá ser usado cerca del agua—por ejemplo, cerca de la tina de baño, lavabo, sótano mojado o cerca de una alberca, etc..
6. El aparato eléctrico debe ser usado únicamente con carritos o pedestales que sean recomendados por el fabricante.
7. El aparato eléctrico debe ser montado a la pared o al techo sólo como sea recomendado por el fabricante.
8. Servicio—El usuario no debe intentar dar servicio al equipo eléctrico más allá a lo descrito en las instrucciones de operación. Todo otro servicio deberá ser referido a personal de servicio calificado.
9. El aparato eléctrico debe ser situado de tal manera que su posición no interfiera su uso. La colocación del aparato eléctrico sobre una cama, sofá, alfombra o superficie similar puede bloquea la ventilación, no se debe colocar en libreros o gabinetes que impidan el flujo de aire por los orificios de ventilación.

10. El equipo eléctrico deber ser situado fuera del alcance de fuentes de calor como radiadores, registros de calor, estufas u otros aparatos (incluyendo amplificadores) que producen calor.
11. El aparato eléctrico deberá ser connectado a una fuente de poder sólo del tipo descrito en el instructivo de operación, o como se indique en el aparato.
12. Precaución debe ser tomada de tal manera que la tierra fisica y la polarización del equipo no sea eliminada.
13. Los cables de la fuente de poder deben ser guiados de tal manera que no sean pisados ni pellizcados por objetos colocados sobre o contra ellos, poniendo particular atención a los contactos y receptáculos donde salen del aparato.
14. El equipo eléctrico debe ser limpiado únicamente de acuerdo a las recomendaciones del fabricante.
15. En caso de existir, una antena externa deberá ser localizada lejos de las líneas de energia.
16. El cable de corriente deberá ser desconectado del cuando el equipo no sea usado por un largo periodo de tiempo.
17. Cuidado debe ser tomado de tal manera que objetos liquidos no sean derramados sobre la cubierta u orificios de ventilación.
18. Servicio por personal calificado deberá ser provisto cuando:
 - A: El cable de poder o el contacto ha sido dañado; u
 - B: Objetos han caído o líquido ha sido derramado dentro del aparato; o
 - C: El aparato ha sido expuesto a la lluvia; o
 - D: El aparato parece no operar normalmente o muestra un cambio en su desempeño; o
 - E: El aparato ha sido tirado o su cubierta ha sido dañada.

TRADEMARKS USED IN THIS MANUAL

Any trademarks mentioned in this manual are acknowledged to be the property of the trademark owners.

1. Specifications

Transmit:

Frequency Range—100 to 5000 Hz

Microphone—Noise-canceling electret

Power—Current usage: < 0.2 mA; Operating voltage: 1.4 to 10 VDC

Sensitivity (@ 1 kHz with 2.2 Kohm load)—
-44 dBV/Pa

Receive:

Frequency Response—350 to 4500 Hz

Input Impedance—32 ohms

Speaker—Dynamic

General:

Weight—2.08 oz. (59 g)

2. Introduction

Talk hands-free on your mobile or cordless telephone with the Genie Mobile Headset with 2.5 mm Connector. It plugs into the headset port on your telephone.

- The headset features a flexible microphone boom that you can adjust for your convenience.
- Dynamic speaker quality enables you to talk for hours with exceptional sound quality.

3. Installation and Operation

The Genie Mobile Headset is equipped with a single speaker (monaural). For your comfort, you can wear this monaural headset with the speaker on either your left or right ear.

3.1 Wearing the Headset

To put the headset on, slide the headband open and slip the headset on your head. Slide the headband closed until the headset feels comfortable and secure. The ratcheting headband keeps the headset in place until you take it off or change the fit (see Figure 3-1).



Figure 3-1. Wearing the Headset and Microphone Positioning.

3.2 Microphone Positioning

Position the microphone $\frac{1}{2}$ " below and away from your lower lip (see Figure 3-1).

3.3 Changing Ears

To change the microphone to the opposite side, left or right, simply rotate the microphone boom over the top of the headband.

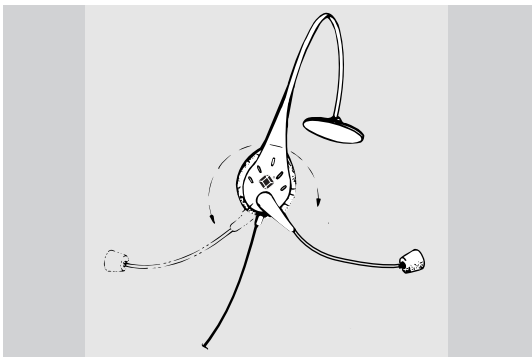


Figure 3-2.Changing Ears.

NOTE

An internal stop prevents the boom from rotating 360°. Do not force the boom beyond the stop.

3.4 Connecting to Your Cellular Telephone

The connector on this headset is a 2.5 mm plug. If your cellular phone does not have a 2.5 mm receptacle, optional cellular adapters are available from Black Box. Insert the headset plug into the headset port or adapter (if required) on your telephone.

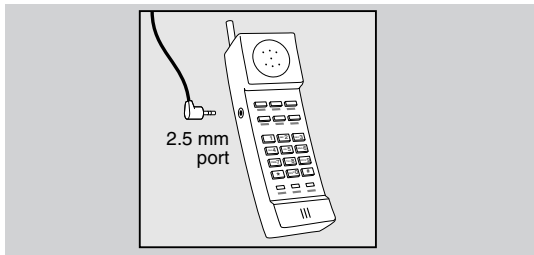


Figure 3-3. Connecting to the Mobile Telephone via the 2.5 mm Connector.

GENIE MOBILE HEADSET WITH 2.5 MM CONNECTOR

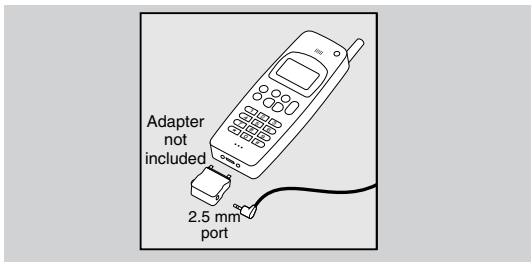


Figure 3-4. Connecting to the Telephone via the an Optional 2.5 mm Adapter (ordered separately).

Call Black Box Technical Support at 724-746-5500 for details.

4. Troubleshooting

4.1 Calling Black Box

If you determine that your Genie Mobile Headset is malfunctioning, do not attempt to alter or repair the unit. It contains no user-serviceable parts. Contact Black Box at 724-746-5500.

Before you do, make a record of the history of the problem. We will be able to provide more efficient and accurate assistance if you have a complete description, including:

- the nature and duration of the problem.
- when the problem occurs.
- the components involved in the problem.
- any particular application that, when used, appears to create the problem or make it worse.

4.2 Shipping and Packaging

If you need to transport or ship your Genie Mobile Headset:

- Package it carefully. We recommend that you use the original container.
- If you are shipping the Genie Mobile Headset for repair, make sure you include everything that came in the original package. Before you ship, contact Black Box to get a Return Materials Authorization (RMA) number.



CUSTOMER SUPPORT INFORMATION

Order **toll-free** in the U.S.: Call **877-877-BBOX** (outside U.S. call **724-746-5500**)
FREE technical support 24 hours a day, 7 days a week: Call **724-746-5500** or fax **724-746-0746**
Mailing address: **Black Box Corporation**, 1000 Park Drive, Lawrence, PA 15055-1018
Web site: www.blackbox.com • E-mail: info@blackbox.com

© Copyright 2000. Black Box Corporation. All rights reserved.

54-0216A
June 2000
Printed in USA